


DOCUMENT NUMBER: <b>FM-000-0004-48</b>	TITLE: <b>Form - Product Change Notice</b>	
REVISION: H DCO# DC0005391	DOCUMENT CLASSIFICATION: 04-Forms, Templates or Other	

**PCN Number:** PCN389007-0001    **Revision:** A    **Creation Date:** 04 Oct 2023

**This Product Change Notice supersedes the following documents:**

N/A

**Description and Reason for Change:**

We are writing to inform you that as part of our rebranding program to Azenta Life Sciences and as a proactive sustaining engineering measure, we are updating the firmware and software for the Direct Tube Marker devices.  
This new release – Version 3 – is backwards compatible with all Direct Tube Marker units already supplied.

This change will be effective immediately and will affect all Direct Tube Marker units with Serial Numbers greater than 001-000893.  
All units already installed in the field can also be upgraded to the latest release by downloading and installing the latest release package.


**Impact of Change:**

This change will be effective immediately and will affect all Direct Tube Marker units with Serial Numbers greater than 001-000893.  
All instruments in the field can be upgraded by following the installation instructions in the Appendix, available at the end of this document.

The new release – Version 3 - comprises the following changes:




- Startup text "Direct Tube Marker" in device display;
- Rebranded to contain the Azenta logo on the graphical user interface

Confidential: The information is confidential and is to be used only in connection with matters authorized by Azenta and no part of it is to be disclosed to others without prior written permission from Azenta.

DOCUMENT NUMBER: <b>FM-000-0004-48</b>	TITLE: <b>Form - Product Change Notice</b>	
REVISION: H DCO# DC0005391	DOCUMENT CLASSIFICATION: 04-Forms, Templates or Other	

**Affected Part Numbers:**


This PCN affects Part Numbers listed below:

Part Number	Item Description
76-0001	Direct Tube Marker 
4ti-0680-1	Direct Tube Marker   (previous case) (current design)

**Replacement/Alternative Part Numbers**

N/A

Confidential: The information is confidential and is to be used only in connection with matters authorized by Azenta and no part of it is to be disclosed to others without prior written permission from Azenta.

DOCUMENT NUMBER: <b>FM-000-0004-48</b>	TITLE: <b>Form - Product Change Notice</b>	
REVISION: H DCO# DC0005391	DOCUMENT CLASSIFICATION: 04-Forms, Templates or Other	

**Specification of alternative products**

Recommended PC Requirements:

- OS: Windows 10
- CPU: Intel i3 or greater
- Memory: 4GB
- Hard disk: Around 250MB free space
- Display: > 1024x76

**Recommended Action:**


We recommend that all units in the field to be upgraded to the latest version of the software – installer can be found on the Azenta webpage of the product device.

The procedure is described in the Appendix below.

**Timeframe for Implementation:**

Effective immediately.

Confidential: The information is confidential and is to be used only in connection with matters authorized by Azenta and no part of it is to be disclosed to others without prior written permission from Azenta.

DOCUMENT NUMBER: <b>FM-000-0004-48</b>	TITLE: <b>Form - Product Change Notice</b>	
REVISION: H DCO# DCO005391	DOCUMENT CLASSIFICATION: O4-Forms, Templates or Other	

**Appendix:**

## Installing Direct Tube Marker Software

Supplied with the Direct Tube Marker is a USB stick containing a folder to the software installer. Within this folder are two files:

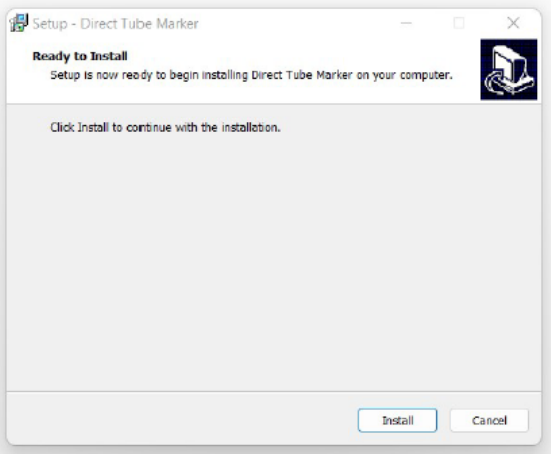
- Direct Tube Marker Installer (Windows Installer package .msi)
- Set-up (Application .exe)

To install the software, you must execute the installer file. Follow the steps below to install your new Direct Tube Marker software.


---

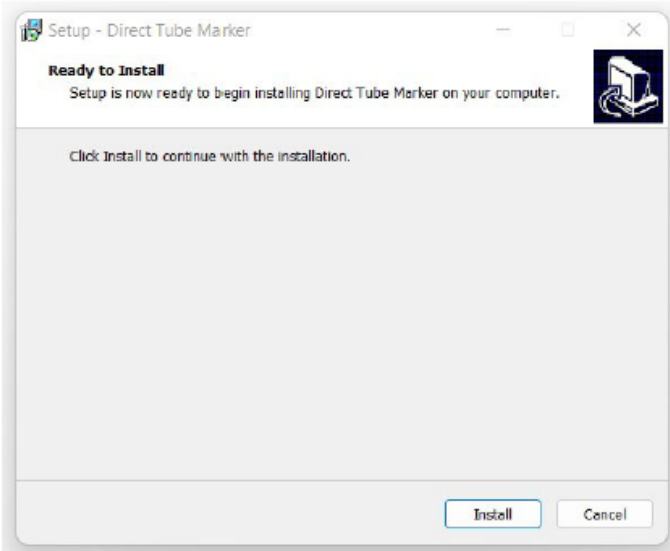
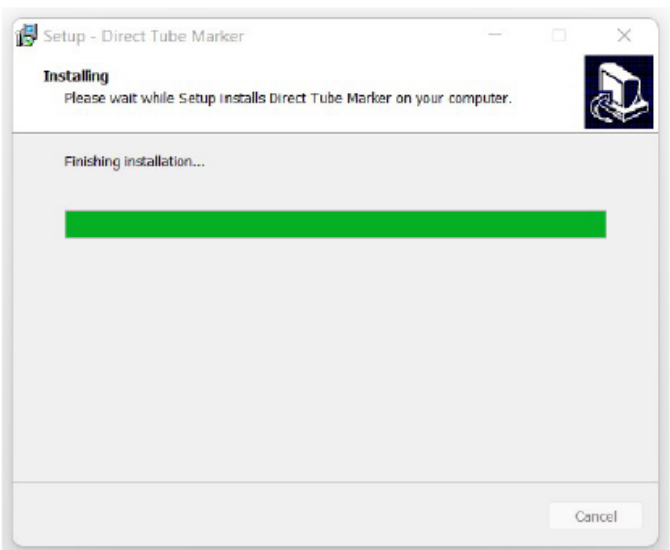
**NOTE:** Both the installer and set-up files must be located in the same file space for installation to be successful. Azenta recommends you run the installer directly from the USB stick provided within the product package.

---


Step	Action
<b>1.</b>	Plug the provided USB stick into your computer to access the <i>Direct Tube Marker</i> software.
<b>2.</b>	<p>Locate the <code>Direct_Tube_Marker_Setup_3_4_1_159.exe</code> file and double-click it. The <i>Install</i> window opens.</p> 



Confidential: The information is confidential and is to be used only in connection with matters authorized by Azenta and no part of it is to be disclosed to others without prior written permission from Azenta.

DOCUMENT NUMBER: <b>FM-000-0004-48</b>	TITLE: <b>Form - Product Change Notice</b>	
REVISION: H DCO# DC0005391	DOCUMENT CLASSIFICATION: 04-Forms, Templates or Other	


Step	Action
	<p>Select the <b>Install</b> button.</p> 
<p>3.</p>	<p>The <i>Install Loading</i> window appears.</p> 

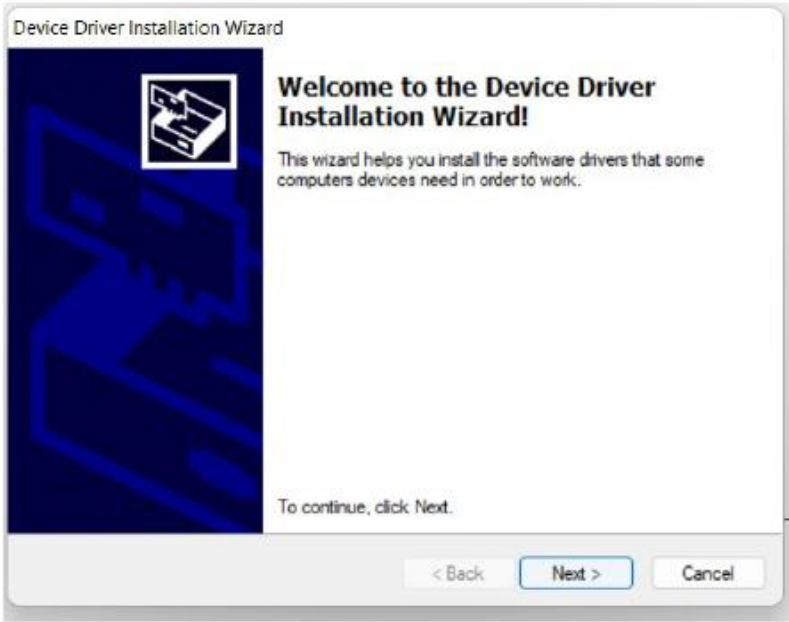
Confidential: The information is confidential and is to be used only in connection with matters authorized by Azenta and no part of it is to be disclosed to others without prior written permission from Azenta.

DOCUMENT NUMBER: <b>FM-000-0004-48</b>	TITLE: <b>Form - Product Change Notice</b>	
REVISION: H DCO# DC0005391	DOCUMENT CLASSIFICATION: 04-Forms, Templates or Other	


Step	Action
	<p>The <i>FTDI CDM Drivers</i> window opens.</p> 
4.	<p>Select the <b>Extract</b> button.</p>  <p>The <i>Welcome Device Drive Installation</i> window opens.</p>

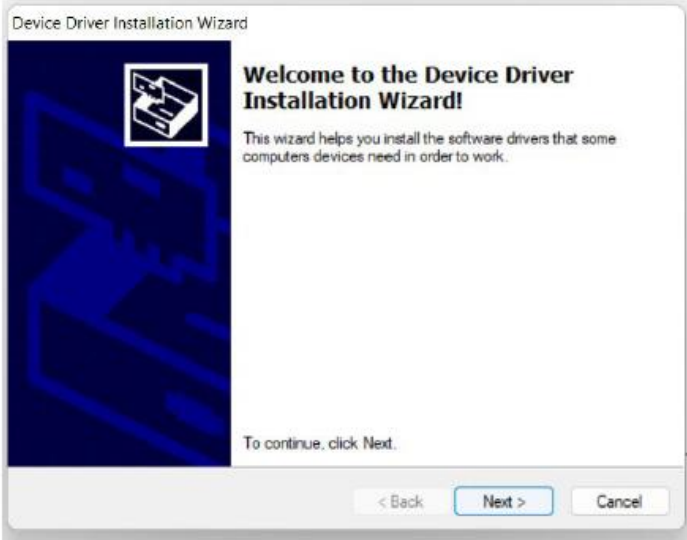
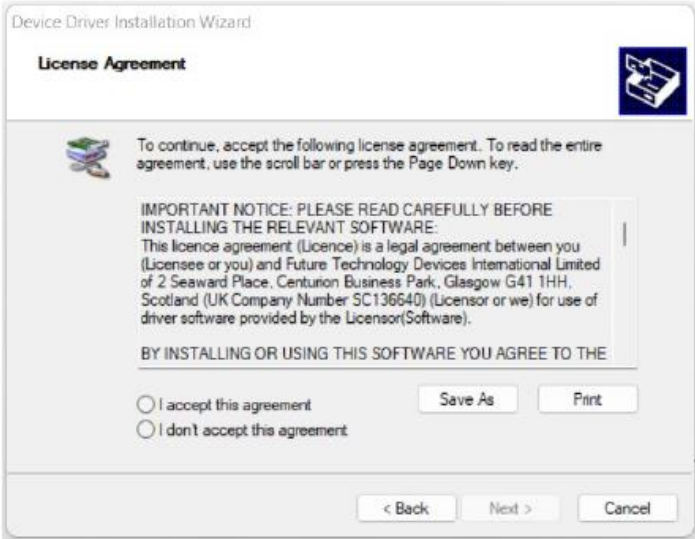
Confidential: The information is confidential and is to be used only in connection with matters authorized by Azenta and no part of it is to be disclosed to others without prior written permission from Azenta.

DOCUMENT NUMBER: <b>FM-000-0004-48</b>	TITLE: <b>Form - Product Change Notice</b>	
REVISION: H DCO# DC0005391	DOCUMENT CLASSIFICATION: 04-Forms, Templates or Other	

Step	Action
	


<p>Confidential: The information is confidential and is to be used only in connection with matters authorized by Azenta and no part of it is to be disclosed to others without prior written permission from Azenta.</p>		
Date Printed: Wednesday, October 4, 2023 Template QMS150004-001 Rev D, DC0005321	<b>This is uncontrolled when printed</b>	PAGE <b>7</b> OF <b>12</b>

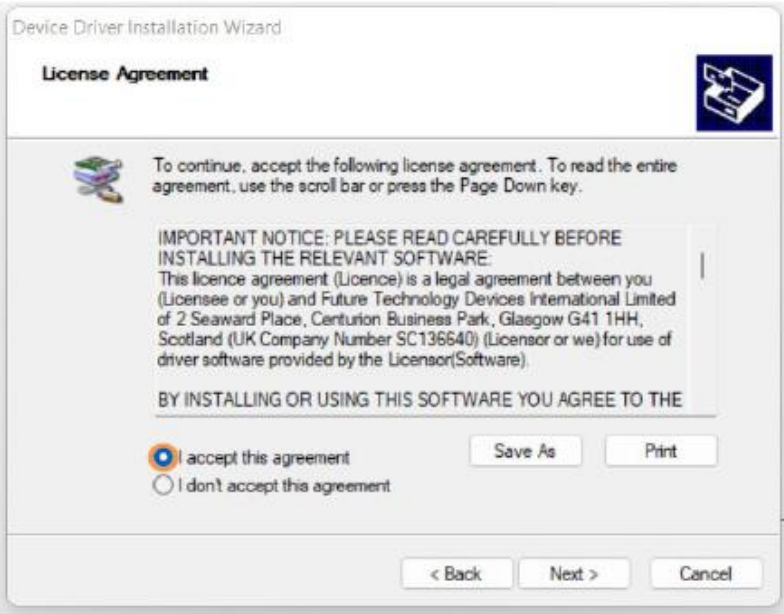
DOCUMENT NUMBER: <b>FM-000-0004-48</b>	TITLE: <b>Form - Product Change Notice</b>	
REVISION: H DCO# DC0005391	DOCUMENT CLASSIFICATION: 04-Forms, Templates or Other	

Step	Action
	<p>Select the <b>Next</b> button.</p> 
5.	<p>The <i>License Agreement</i> window opens.</p> 


Confidential: The information is confidential and is to be used only in connection with matters authorized by Azenta and no part of it is to be disclosed to others without prior written permission from Azenta.

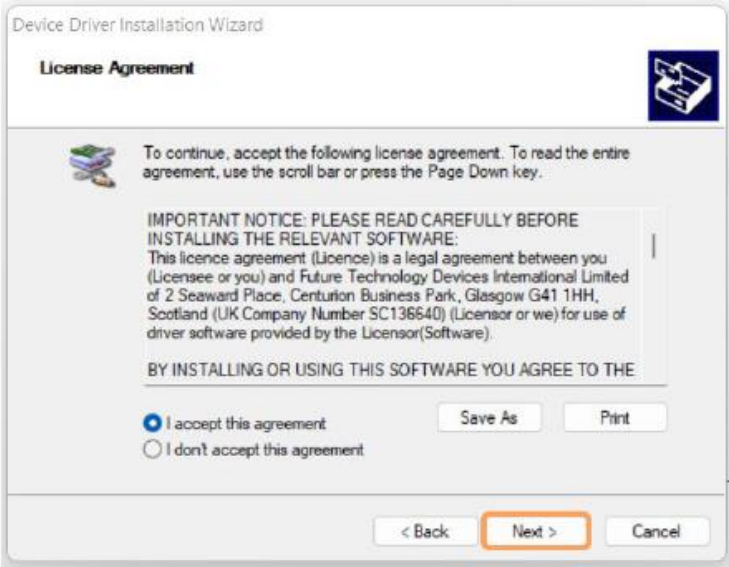


DOCUMENT NUMBER: <b>FM-000-0004-48</b>	TITLE: <b>Form - Product Change Notice</b>	
REVISION: H DCO# DC0005391	DOCUMENT CLASSIFICATION: 04-Forms, Templates or Other	

Step	Action
6.	<p>Select the <b>radio</b> button next to the <i>I accept this agreement</i> option.</p> 

Confidential: The information is confidential and is to be used only in connection with matters authorized by Azenta and no part of it is to be disclosed to others without prior written permission from Azenta.

DOCUMENT NUMBER: <b>FM-000-0004-48</b>	TITLE: <b>Form - Product Change Notice</b>	
REVISION: H DCO# DC0005391	DOCUMENT CLASSIFICATION: 04-Forms, Templates or Other	

Step	Action
	<p>Select the <b>Next</b> button.</p> 

7.

The *Completing Device Driver Installation* window opens.






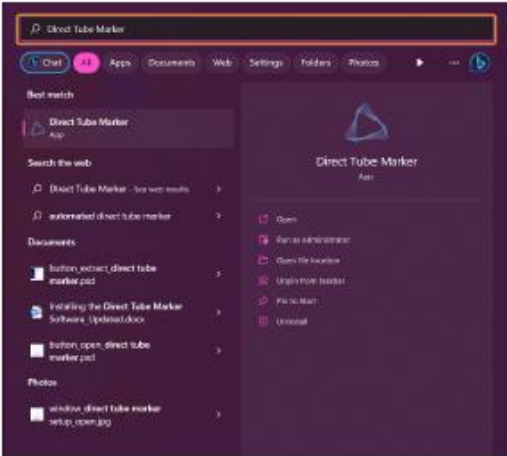
The drivers were successfully installed on this computer.

You can now connect your device to this computer. If your device came with instructions, please read them first.


Driver Name	Status
✓ FTDI CDM Driver Packa...	Ready to use
✓ FTDI CDM Driver Packa...	Ready to use

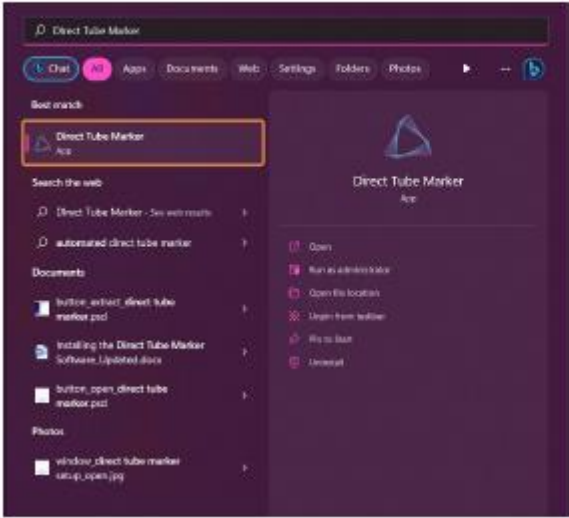
Confidential: The information is confidential and is to be used only in connection with matters authorized by Azenta and no part of it is to be disclosed to others without prior written permission from Azenta.

DOCUMENT NUMBER: <b>FM-000-0004-48</b>	TITLE: <b>Form - Product Change Notice</b>	
REVISION: H DCO# DC0005391	DOCUMENT CLASSIFICATION: 04-Forms, Templates or Other	

<b>8.</b>	<p><b>Step</b></p> <p>Select the Finish button.</p>  <p>The <i>Installation</i> application automatically closes.</p>	<b>Action</b>
<b>9.</b>	<p>Locate your computer's Search function.</p>  <p>Type <i>Direct Tube Marker</i> into the Search function.</p> 	

Confidential: The information is confidential and is to be used only in connection with matters authorized by Azenta and no part of it is to be disclosed to others without prior written permission from Azenta.

DOCUMENT NUMBER: <b>FM-000-0004-48</b>	TITLE: <b>Form - Product Change Notice</b>	
REVISION: H DCO# DC0005391	DOCUMENT CLASSIFICATION: 04-Forms, Templates or Other	

Step	Action
<b>10.</b>	<p>Double-click the Direct Tube Marker application to open the software.</p> 

For more information, please contact:

**Avash Anderson**      **Global Product Manager**  
Tel: +44 (0) 7538 279247      Email: avash.anderson@azenta.com

Azenta Service and Sales Support: +1.800.379.7221.

Further contact information can be found at <https://www.azenta.com/contact-us>

## 1 RECORD RETENTION

For Control and Retention of Quality Records, see QMS101517

Confidential: The information is confidential and is to be used only in connection with matters authorized by Azenta and no part of it is to be disclosed to others without prior written permission from Azenta.		
Date Printed: Wednesday, October 4, 2023 Template QMS150004-001 Rev D, DC0005321	<b>This is uncontrolled when printed</b>	PAGE <b>12</b> OF <b>12</b>